

Welcome to Highclere Castle, Exhibition & Gardens



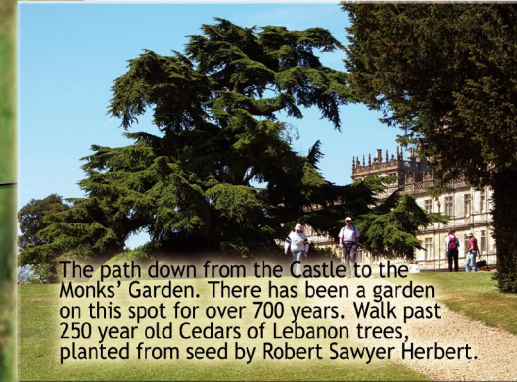
The Monks' Garden, follow the path down from the south east corner of the Castle. Leads to the White Border and the Secret Garden.



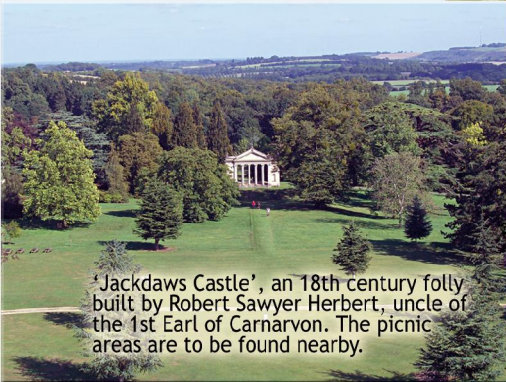
The Wild Flower Meadow, established by the 8th Earl & Countess, covers a substantial area to the south of the Castle, between the formal Gardens and Penelope's Wood.



Penelope's Wood a wood of native British trees planted in memory of the 7th Earl's sister, Lady Penelope Herbert.

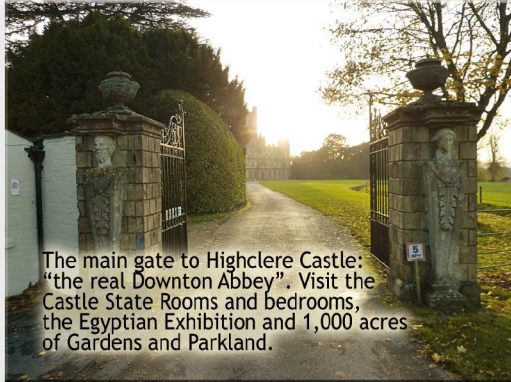


The path down from the Castle to the Monks' Garden. There has been a garden on this spot for over 700 years. Walk past 250 year old Cedars of Lebanon trees, planted from seed by Robert Sawyer Herbert.



'Jackdaws Castle', an 18th century folly built by Robert Sawyer Herbert, uncle of the 1st Earl of Carnarvon. The picnic areas are to be found nearby.

'Jackdaws Castle'



The main gate to Highclere Castle: "the real Downton Abbey". Visit the Castle State Rooms and bedrooms, the Egyptian Exhibition and 1,000 acres of Gardens and Parkland.



The Castle Tearooms serve hot and cold dishes, tea, coffee and cold drinks from 11am to 5pm. There is seating available both indoors and outdoors.

